



# Regulatory Compliance

Switch

# For Class A switch with power adapter:

## FCC Compliance Information Statement



Product Name: Switch

Model Number: DS105GP/ DS106GPP/ DS106P/ DS108GP/ DS110GMP/ DS110GMP2C/ DS111P/ DS116GE/ LS105GP/ LS105LP/ LS106LP/ LS108GP/ LS109P/ LS1210GP/ TL-SF1005LP/ TL-SF1005P/ TL-SF1006P/ TL-SF1008LP/ TL-SF1008P/ TL-SF1009P/ TL-SG1005LP/ TL-SG1005P/ TL-SG1006PP/ TL-SG1008P/ TL-SG105MPE/ TL-SG105PE/ TL-SG105PP-M2/ TL-SG108PE/ TL-SG116/ TL-SG116E/ TL-SG116P/ TL-SG1210MP/ TL-SG1210MPE/ TL-SG1210P/ TL-SG1210PP/ TL-SG605P/ TL-SG608P/ TL-SL1311MP/ TL-SL1311P/ S4500-8G/ S4500-8GP/ S4500-8GP2F/ S4500-16GP/ SG2008/ SG2008P/ SG2210XMP-M2/ SG2016P/ SG2210P/ T1500G-8T/ TL-SG2008/ TL-SG2008P/ TL-SG2016P/ TL-SG2210P/ ES205GP/ ES210GP

Component Name	Model
Power Adapter	T120100-2B1 (For DS116GE/ TL-SG116/ TL-SG116E/ S4500-8G/ SG2008/ T1500G-8T/ TL-SG2008) T535081-2B4 (For LS105LP/ LS106LP) T535081-2-DT (For TL-SF1005LP/ TL-SF1008LP/ TL-SG1005LP) T535131-2-DT (For DS105GP/ DS106GPP/ DS106P/ DS108GP/ DS111P/ LS105GP/ LS108GP/ LS109P/ LS1210GP/ TL-SF1005P/ TL-SF1006P/ TL-SF1008P/ TL-SF1009P/ TL-SG1005P/ TL-SG1006PP/ TL-SG1008P/ TL-SG105PE/ TL-SG108PE/ TL-SG1210P/ TL-SG605P/ TL-SG608P/ TL-SL1311P/ S4500-8GP/ S4500-8GP2F/ SG2008P/ SG2210P/ TL-SG2008P/ TL-SG2210P/ ES205GP) T535243-2-DT (For DS110GMP/ DS110GMP2C/ TL-SG105MPE/ TL-SG105PP-M2/ TL-SG116P/ TL-SG1210MP/ TL-SG1210MPE/ TL-SG1210PP/ TL-SL1311MP/ S4500-16GP/ SG2016P/ TL-SG2016P/ ES210GP) T535337-2-DT (For SG2210XMP-M2)

Responsible party:

TP-Link USA Corporation.

Address: 10 Mauchly, Irvine, CA 92618

Website: <https://www.tp-link.com/us/>

Tel: +1 626 333 0234

Fax: +1 909 527 6804

E-mail: sales.usa@tp-link.com

This equipment has been tested and found to comply with the limits for a Class A digital device, pursuant to part 15 of the FCC Rules. These limits are designed to provide reasonable protection against harmful interference when the equipment is operated in a commercial environment. This equipment generates, uses, and can radiate radio frequency energy and, if not installed and used in accordance with the instruction manual, may cause harmful interference to radio communications. Operation of this equipment in a residential area is likely to cause harmful interference in which case the user will be required to correct the interference at his own expense.

This device complies with part 15 of the FCC Rules. Operation is subject to the following two conditions:

- 1) This device may not cause harmful interference.
- 2) This device must accept any interference received, including interference that may cause undesired operation.

Any changes or modifications not expressly approved by the party responsible for compliance could void the user's authority to operate the equipment.

Product Name: Power Adapter

Model Number: T535081-2B4/ T535081-2-DT/ T535131-2-DT/ T535243-2-DT/ T535337-2-DT

Responsible party:

TP-Link USA Corporation.

Address: 10 Mauchly, Irvine, CA 92618

Website: <https://www.tp-link.com/us/>

Tel: +1 626 333 0234

Fax: +1 909 527 6804

E-mail: sales.usa@tp-link.com

This equipment has been tested and found to comply with the limits for a Class A digital device, pursuant to part 15 of the FCC Rules. These limits are designed to provide reasonable protection against harmful interference when the equipment is operated in a commercial environment. This equipment generates, uses, and can radiate radio frequency energy and, if not installed and used in accordance with the instruction manual, may cause harmful interference to radio communications. Operation of this equipment in a residential area is likely to cause harmful interference in which case the user will be required to correct the interference at his own expense.

Product Name: Power Adapter

Model Number: T120100-2B1

Responsible party:

TP-Link USA Corporation.

Address: 10 Mauchly, Irvine, CA 92618

Website: <https://www.tp-link.com/us/>

Tel: +1 626 333 0234

Fax: +1 909 527 6804

E-mail: sales.usa@tp-link.com

This equipment has been tested and found to comply with the limits for a Class B digital device, pursuant to part 15 of the FCC Rules. These limits are designed to provide reasonable protection against harmful interference in a residential installation. This equipment generates, uses and can radiate radio frequency energy and, if not installed and used in accordance with the instructions, may cause harmful interference to radio communications. However, there is no guarantee that interference will not occur in a particular installation. If this equipment does cause harmful interference to radio or television reception, which can be determined by turning the equipment off and on, the user is encouraged to try to correct the interference by one or more of the following measures:

- Reorient or relocate the receiving antenna.
- Increase the separation between the equipment and receiver.
- Connect the equipment into an outlet on a circuit different from that to which the receiver is connected.
- Consult the dealer or an experienced radio/ TV technician for help.

This device complies with part 15 of the FCC Rules. Operation is subject to the following two conditions:

- 1) This device may not cause harmful interference.
- 2) This device must accept any interference received, including interference that may cause undesired operation.

Any changes or modifications not expressly approved by the party responsible for compliance could void the user's authority to operate the equipment.

We, **TP-Link USA Corporation**, has determined that the equipment shown as above has been shown to comply with the applicable technical standards, FCC part 15. There is no unauthorized change is made in the equipment and the equipment is properly maintained and operated.

Issue Date: 2023/11/17

## CE Mark Warning



This is a class A product. In a domestic environment, this product may cause radio interference, in which case the user may be required to take adequate measures.

TP-Link hereby declares that the device is in compliance with the essential requirements and other relevant provisions of directives 2014/30/EU, 2014/35/EU, 2011/65/EU and (EU)2015/863.

The original EU declaration of conformity may be found at <https://www.tp-link.com/en/ce>

## UKCA Mark Warning



This is a class A product. In a domestic environment, this product may cause radio interference, in which case the user may be required to take adequate measures.

TP-Link hereby declares that the device is in compliance with the essential requirements and other relevant provisions of the Electromagnetic Compatibility Regulations 2016 and Electrical Equipment (Safety) Regulations 2016.

The original UK declaration of conformity may be found at <https://www.tp-link.com/support/ukca/>

## Canadian Compliance Statement

This device contains licence-exempt transmitter(s)/receiver(s) that comply with Innovation, Science and Economic Development Canada's licence-exempt RSS(s). Operation is subject to the following two conditions:

- (1) This device may not cause interference.
- (2) This device must accept any interference, including interference that may cause undesired operation of the device.

L'émetteur/récepteur exempt de licence contenu dans le présent appareil est conforme aux CNR d'Innovation, Sciences et Développement économique Canada applicables aux appareils radio exempts de licence. L'exploitation est autorisée aux deux conditions suivantes :

- 1) L'appareil ne doit pas produire de brouillage;
- 2) L'appareil doit accepter tout brouillage radioélectrique subi, même si le brouillage est susceptible d'en compromettre le fonctionnement.

## Industry Canada Statement

CAN ICES-3 (A)/NMB-3(A)



この装置は、クラス A 情報技術装置です。この装置を家庭環境で使用すると電波妨害を引き起こすことがあります。この場合には使用者が適切な対策を講ずるよう要求されることがあります。

VCCI-A

## BSMI Notice

安全諮詢及注意事項

- 請使用原裝電源供應器或只能按照本產品注明的電源類型使用本產品。

- 清潔本產品之前請先拔掉電源線。請勿使用液體、噴霧清潔劑或濕布進行清潔。
- 注意防潮，請勿將水或其他液體潑灑到本產品上。
- 插槽與開口供通風使用，以確保本產品的操作可靠並防止過熱，請勿堵塞或覆蓋開口。
- 請勿將本產品置放於靠近熱源的地方。除非有正常的通風，否則不可放在密閉位置中。
- 不要私自拆開機殼或自行維修，如產品有故障請與原廠或代理商聯繫。

為避免電磁干擾，本產品不應安裝或使用於住宅環境。

限用物質含有情況標示聲明書

單元	限用物質及其化學符號					
	鉛 Pb	鎘 Cd	汞 Hg	六價鉻 Cr <sup>+6</sup>	多溴聯苯 PBB	多溴二苯醚 PBDE
PCB	○	○	○	○	○	○
外殼	○	○	○	○	○	○
電源供應器	—	○	○	○	○	○
其他及其配件	—	○	○	○	○	○

備考1. "超出0.1 wt %" 及 "超出0.01 wt %" 系指限用物質之百分比含量超出百分比含量基準值。  
備考2. "○"系指該項限用物質之百分比含量未超出百分比含量基準值。  
備考3. "—" 系指該項限用物質為排除項目。



Продукт сертифіковано згідно с правилами системи УкрСЕПРО на відповідність вимогам нормативних документів та вимогам, що передбачені чинними законодавчими актами України.



## Safety Information

- Do not attempt to disassemble, repair, or modify the device. If you need service, please contact us.
- Keep the device away from water, fire, humidity or hot environments.
- Place the device with its bottom surface downward.

For switch powered by power adapter:

- Do not use damaged charger or USB cable to charge the device.
- Do not use any other chargers than those recommended.
- Adapter shall be installed near the equipment and shall be easily accessible.
- Use only power supplies which are provided by manufacturer and in the original packing of this product. If you have any questions, please don't hesitate to contact us.

For switch powered by power cord:

- Plug the product into the wall outlets with earthing connection through the power supply cord.
- The plug on the power supply cord is used as the disconnect device, the socket-outlet shall be easily accessible.
- The socket-outlet shall be installed near the equipment and shall be easily accessible.












For switch powered by USB or standard PoE:













- This equipment can be powered only by equipments that comply with Power Source Class 2 (PS2) or Limited Power Source (LPS) defined in the standard of IEC 62368-1.

Please read and follow the above safety information when operating the device. We cannot guarantee that no accidents or damage will occur due to improper use of the device. Please use this product with care and operate at your own risk.

## Explanation of the symbols on the product label

Note: The product label can be found at the bottom of the product and its I.T.E. power supply. Symbols may vary from products.

Symbol	Explanation
	Class II equipment
	Class II equipment with functional earthing
	Alternating current
	Direct current
	Polarity of d.c. power connector
	For indoor use only
	Dangerous voltage
	Caution, risk of electric shock
	Energy efficiency Marking
	Protective earth
	Earth

	Frame or chassis
	Functional earthing
	Caution, hot surface
	Caution
	Operator's manual
	Stand-by
	"ON"/"OFF" (push-push)
	Fuse
	Fuse is used in neutral N
	<p><b>RECYCLING</b></p> <p>This product bears the selective sorting symbol for Waste electrical and electronic equipment (WEEE). This means that this product must be handled pursuant to European directive 2012/19/EU in order to be recycled or dismantled to minimize its impact on the environment.</p> <p>User has the choice to give his product to a competent recycling organization or to the retailer when he buys a new electrical or electronic equipment.</p>
	Caution, avoid listening at high volume levels for long periods
	Disconnection, all power plugs
<b>m</b>	Switch of mini-gap construction
	Switch of micro-gap construction (for US version)
<b>μ</b>	Switch of micro-gap / micro-disconnection construction (for other versions except US)



ε	Switch without contact gap (Semiconductor switching device)
---	---

## Wall Mounting Requirements

For LS105GP/ LS108GP/ LS1210GP/ TL-SG105PP-M2/ TL-SG1210PP:

To mount the device on a wall, use 2 screws which complies with ANSI B1.1 4#, (5#), 6# standard and are more than 7.5 mm in length. When the screws are fixed on the wall, the distance between the screw head and the wall should be more than 1.5 mm.

For DS110GMP/ DS110GMP2C/ DS111P/ DS116GE/ TL-SG116/ TL-SG116E/ TL-SG116P/ TL-SG1210MP/ TL-SG1210MPE/ TL-SL1311MP/ TL-SL1311P/ ES210GP:

To mount the device on a wall, use 2 screws which complies with ANSI B1.1 4#, (5#), 6# standard and are more than 8.5 mm in length. When the screws are fixed on the wall, the distance between the screw head and the wall should be more than 1.5 mm.

For TL-SG105PE/ TL-SG605P:

To mount the device on a wall, use 2 screws which complies with ANSI B1.1 4#, (5#), 6#, 8# standard and are more than 7.5 mm in length. When the screws are fixed on the wall, the distance between the screw head and the wall should be more than 1.5 mm.

For DS105GP/ DS106GPP/ DS106P/ DS108GP/ LS105LP/ LS106LP/ LS109P/ TL-SF1005LP/ TL-SF1005P/ TL-SF1006P/ TL-SF1008LP/ TL-SF1008P/ TL-SF1009P/ TL-SG1005LP/ TL-SG1005P/ TL-SG1006PP/ TL-SG1008P/ TL-SG105MPE/ TL-SG108PE/ TL-SG608P/ S4500-8G/ S4500-8GP/ S4500-8GP2F/ S4500-16GP/ SG2008/ SG2008P/ SG2210XMP-M2/ SG2016P/ SG2210P/ T1500G-8T/ TL-SG2008/ TL-SG2008P/ TL-SG2016P/ TL-SG2210P:

To mount the device on a wall, use 2 screws which complies with ANSI B1.1 4#, (5#), 6#, 8# standard and are more than 8.5 mm in length. When the screws are fixed on the wall, the distance between the screw head and the wall should be more than 1.5 mm.

For ES205GP:

To mount the device on a wall, use 2 screws which complies with ANSI B1.1 4# standard and are more than 10 mm in length. When the screws are fixed on the wall, the distance between the screw head and the wall should be more than 4.5 mm.

# For Class A switch with no power adapter:

## FCC Compliance Information Statement



Product Name: Switch

Model Number: DS1008X/ DS1016G/ DS1018GMP/ DS1024G/ DS1016GE/ DS1024GE/ TL-SF1016/ TL-SF1016DS/ TL-SF1024/ TL-SF1024D/ TL-SF1048/ TL-SG1005P-PD/ TL-SG1008/ TL-SG1008MP/ TL-SG1016/ TL-SG1016D/ TL-SG1016DE/ TL-SG1016PE/ TL-SG1024/ TL-SG1024D/ TL-SG1024DE/ TL-SG1024S/ TL-SG1048/ TL-SG1218MP/ TL-SG1218MPE/ TL-SG1428PE/ TL-SL1218MP/ TL-SL1218P/ TL-SL1226P/ TL-SX1008/ S4500-8GHP2F/ S5500-8MHP2XF/ S5500-8XF/ S5500-16XF/ S5500-24F4XF/ S5500-24GP4F/ S5500-24GP4XF/ S5500-24MPP4XF/ S5500-48GP4F/ S5500-48GP4XF/ SG2005P-PD/ SG2210MP/ SG2218/ SG2218P/ SG2428P/ SG3210/ SG3210XHP-M2/ SG3210X-M2/ SG3218XP-M2/ SG3428/ SG3428MP/ SG3428X/ SG3428XF/ SG3428X-M2/ SG3428XMP/ SG3428XPP-M2/ SG3452/ SG3452P/ SG3452X/ SG3452XP/ SL2428P/ SX3008F/ SX3016F/ SX3032F/ SX3206HPP/ TL-SG2210MP/ TL-SG2218/ TL-SG2218P/ TL-SG2428P/ TL-SG3210/ TL-SG3210XHP-M2/ TL-SG3428/ TL-SG3428MP/ TL-SG3428X/ TL-SG3428XF/ TL-SG3428X-M2/ TL-SG3428XMP/ TL-SG3428XPP-M2/ TL-SG3428X-UPS/ TL-SG3452/ TL-SG3452P/ TL-SG3452X/ TL-SG3452XP/ TL-SL2428P/ TL-SX3008F/ TL-SX3016F/ TL-SX3206HPP/ SG6428X/ SG6428XHP\*/ SG6654X/ SG6654XHP\*/ SX6632YF/SG2428LP

\*For SG6428XHP & SG6654XHP, if the pluggable power supply module PSM900-AC is used in in countries/regions using low voltage (e.g. Canada, Colombia, Costa Rica, Dominican Republic, Ecuador, El Salvador, Guatemala, Honduras, Japan, Mexico, Panama, Puerto Rico, Taiwan (China), and United States), please note that the module needs up to 12A AC input when the input voltage is 100-120V (included). In other countries/regions, the AC input requirement is 120 (not included)-240V~ 50/60Hz 10A.

Responsible party:

TP-Link USA Corporation

10 Mauchly, Irvine, CA 92618

Website: <https://www.tp-link.com/us/>

Tel: +1 626 333 0234

Fax: +1 909 527 6804

E-mail: [sales.usa@tp-link.com](mailto:sales.usa@tp-link.com)

This equipment has been tested and found to comply with the limits for a Class A digital device, pursuant to part 15 of the FCC Rules. These limits are designed to provide reasonable protection against harmful interference when the equipment is operated in a commercial environment. This equipment generates, uses, and can radiate radio frequency energy and, if not installed and used in accordance with the instruction manual, may cause harmful interference to radio

communications. Operation of this equipment in a residential area is likely to cause harmful interference in which case the user will be required to correct the interference at his own expense.

This device complies with part 15 of the FCC Rules. Operation is subject to the following two conditions:

- 1) This device may not cause harmful interference.
- 2) This device must accept any interference received, including interference that may cause undesired operation.

Any changes or modifications not expressly approved by the party responsible for compliance could void the user's authority to operate the equipment.

We, TP-Link USA Corporation, has determined that the equipment shown as above has been shown to comply with the applicable technical standards, FCC part 15. There is no unauthorized change is made in the equipment and the equipment is properly maintained and operated.

Issue Date: 2023/11/17

## CE Mark Warning



This is a class A product. In a domestic environment, this product may cause radio interference, in which case the user may be required to take adequate measures.

TP-Link hereby declares that the device is in compliance with the essential requirements and other relevant provisions of directives 2014/30/EU, 2014/35/EU, 2011/65/EU and (EU)2015/863.

The original EU declaration of conformity may be found at <https://www.tp-link.com/en/ce>

## UKCA Mark Warning



TP-Link hereby declares that the device is in compliance with the essential requirements and other relevant provisions of the Electromagnetic Compatibility Regulations 2016 and Electrical Equipment (Safety) Regulations 2016.

The original UK declaration of conformity may be found at <https://www.tp-link.com/support/ukca/>

## Canadian Compliance Statement

This device contains licence-exempt transmitter(s)/receiver(s) that comply with Innovation, Science and Economic Development Canada's licence-exempt RSS(s). Operation is subject to the following two conditions:

- (1) This device may not cause interference.

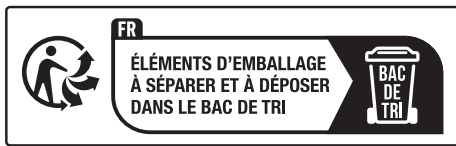
(2) This device must accept any interference, including interference that may cause undesired operation of the device.

L'émetteur/récepteur exempt de licence contenu dans le présent appareil est conforme aux CNR d'Innovation, Sciences et Développement économique Canada applicables aux appareils radio exempts de licence. L'exploitation est autorisée aux deux conditions suivantes :

- 1) L'appareil ne doit pas produire de brouillage;
- 2) L'appareil doit accepter tout brouillage radioélectrique subi, même si le brouillage est susceptible d'en compromettre le fonctionnement.

## Industry Canada Statement

CAN ICES-3 (A)/NMB-3(A)



この装置は、クラス A 情報技術装置です。この装置を家庭環境で使用すると電波妨害を引き起こすことがあります。この場合には使用者が適切な対策を講ずるよう要求されることがあります。

VCCI-A

## BSMI Notice

安全諮詢及注意事項

- 請使用原裝電源供應器或只能按照本產品注明的電源類型使用本產品。
- 清潔本產品之前請先拔掉電源線。請勿使用液體、噴霧清潔劑或濕布進行清潔。
- 注意防潮，請勿將水或其他液體潑灑到本產品上。
- 插槽與開口供通風使用，以確保本產品的操作可靠並防止過熱，請勿堵塞或覆蓋開口。
- 請勿將本產品置放於靠近熱源的地方。除非有正常的通風，否則不可放在密閉位置中。
- 不要私自拆開機殼或自行維修，如產品有故障請與原廠或代理商聯繫。

為避免電磁干擾，本產品不應安裝或使用於住宅環境。

限用物質含有情況標示聲明書

單元	限用物質及其化學符號					
	鉛 Pb	鎘 Cd	汞 Hg	六價鉻 Cr <sup>+6</sup>	多溴聯苯 PBB	多溴二苯醚 PBDE
PCB	○	○	○	○	○	○
外殼	○	○	○	○	○	○
電源供應板	—	○	○	○	○	○
其他及其配件	—	○	○	○	○	○

備考1. "超出0.1 wt %" 及 "超出0.01 wt %" 系指限用物質之百分比含量超出百分比含量基準值。  
備考2. "○"系指該項限用物質之百分比含量未超出百分比含量基準值。  
備考3. "—" 系指該項限用物質為排除項目。



Продукт сертифіковано згідно з правилами системи УкрСЕПРО на відповідність вимогам нормативних документів та вимогам, що передбачені чинними законодавчими актами України.



## Safety Information

- Do not attempt to disassemble, repair, or modify the device. If you need service, please contact us.
- Place the device with its bottom surface downward.
- Keep the device away from water, fire, humidity or hot environments.
- Keep the device away from fire or hot environments. DO NOT immerse in water or any other liquid. (Only for SG2005P-PD)
- Plug the product into the wall outlets with earthing connection through the power supply cord.
- The plug on the power supply cord is used as the disconnect device, the socket-outlet shall be easily accessible.
- The socket-outlet shall be installed near the equipment and shall be easily accessible.
- This equipment can be powered only by equipments that comply with Power Source Class 2 (PS2) or Limited Power Source (LPS) defined in the standard of IEC 62368-1. (Only for switch powered by USB or standard PoE)
- In **Denmark**: "Apparatets stikprop skal tilsluttes en stikkontakt med jord som giver forbindelse til stikproppens jord.";  
In **Finland**: "Laite on liitettävä suojakoskettimilla varustettuun pistorasiaan";  
In **Norway**: "Apparatet må tilkoples jordet stikkontakt";  
In **Sweden**: "Apparaten skall anslutas till jordat uttag".

















Please read and follow the above safety information when operating the device. We cannot guarantee that no accidents or damage will occur due to improper use of the device. Please use this product with care and operate at your own risk.








Please be cautious if the following two symbols are found in your product.



## Explanation of the symbols on the product label

Note: The product label can be found at the bottom of the product and its I.T.E. power supply. Symbols may vary from products.

Symbol	Explanation
	Class II equipment
	Class II equipment with functional earthing
	Alternating current
	Direct current
	Polarity of d.c. power connector
	For indoor use only
	Dangerous voltage
	Caution, risk of electric shock
	Energy efficiency Marking
	Protective earth
	Earth
	Frame or chassis
	Functional earthing
	Caution, hot surface
	Caution
	Operator's manual

	Stand-by
	"ON"/"OFF" (push-push)
	Fuse
	Fuse is used in neutral N
	<p><b>RECYCLING</b></p> <p>This product bears the selective sorting symbol for Waste electrical and electronic equipment (WEEE). This means that this product must be handled pursuant to European directive 2012/19/EU in order to be recycled or dismantled to minimize its impact on the environment.</p> <p>User has the choice to give his product to a competent recycling organization or to the retailer when he buys a new electrical or electronic equipment.</p>
	Caution, avoid listening at high volume levels for long periods
	Disconnection, all power plugs
<b>m</b>	Switch of mini-gap construction
	Switch of micro-gap construction (for US version)
<b>μ</b>	Switch of micro-gap / micro-disconnection construction (for other versions except US)
<b>ε</b>	Switch without contact gap (Semiconductor switching device)

# For Class B switch with power adapter:

## FCC Compliance Information Statement



Product Name: Switch

Model Number: DS105G/ DS105G-M2/ DS105X/ DS108G/ DS108G-M2/ DS105GE/ DS108GE/ LS1005/ LS1005G/ LS1008/ LS1008G/ LS105G/ LS108G/ TL-SF1005D/ TL-SF1008D/ TL-SF1016D/ TL-SF1024M/ TL-SG1005D/ TL-SG1008D/ TL-SG105/ TL-SG105E/ TL-SG105-M2/ TL-SG105S/ TL-SG105S-M2/ TL-SG108/ TL-SG108E/ TL-SG108-M2/ TL-SG108S/ TL-SG108S-M2/ TL-SG605/ TL-SG605E/ TL-SG608/ TL-SG608E/ TL-SX105/ ES205G

Component Name	Model
Power Adapter	T050060-2B1 (For DS105G/ DS108G/ DS105GE/ DS108GE/ LS1005/ LS1005G/ LS1008/ LS1008G/ LS105G/ LS108G/ TL-SF1005D/ TL-SF1008D/ TL-SF1016D/ TL-SG1005D/ TL-SG1008D/ TL-SG105/ TL-SG105E/ TL-SG105S/ TL-SG108/ TL-SG108E/ TL-SG108S/ TL-SG605/ TL-SG605E/ TL-SG608/ TL-SG608E/ ES205G) T090060-2B1 (For DS105G-M2/ TL-SF1024M/ TL-SG105S-M2) T120100-2B1 (For DS108G-M2/ TL-SG105-M2/ TL-SG108-M2/ TL-SG108S-M2) T120200-2B1 (For DS105X/ TL-SX105)

Responsible party:

TP-Link USA Corporation

Address: 10 Mauchly, Irvine, CA 92618

Website: <https://www.tp-link.com/us/>

Tel: +1 626 333 0234

Fax: +1 909 527 6804

E-mail: [sales.usa@tp-link.com](mailto:sales.usa@tp-link.com)

This equipment has been tested and found to comply with the limits for a Class B digital device, pursuant to part 15 of the FCC Rules. These limits are designed to provide reasonable protection against harmful interference in a residential installation. This equipment generates, uses and can radiate radio frequency energy and, if not installed and used in accordance with the instructions, may cause harmful interference to radio communications. However, there is no guarantee that interference will not occur in a particular installation. If this equipment does cause harmful interference to radio or television reception, which can be determined by turning the equipment



off and on, the user is encouraged to try to correct the interference by one or more of the following measures:

- Reorient or relocate the receiving antenna.
- Increase the separation between the equipment and receiver.
- Connect the equipment into an outlet on a circuit different from that to which the receiver is connected.
- Consult the dealer or an experienced radio/ TV technician for help.

This device complies with part 15 of the FCC Rules. Operation is subject to the following two conditions:

- 1) This device may not cause harmful interference.
- 2) This device must accept any interference received, including interference that may cause undesired operation.

Any changes or modifications not expressly approved by the party responsible for compliance could void the user's authority to operate the equipment.

Product Name: Power Adapter

Model Number: T050060-2B1 / T090060-2B1 / T090060-2I1 / T120100-2B1 / T120200-2B1

Responsible party:

TP-Link USA Corporation

Address: 10 Mauchly, Irvine, CA 92618

Website: <https://www.tp-link.com/us/>

Tel: +1 626 333 0234

Fax: +1 909 527 6804

E-mail: [sales.usa@tp-link.com](mailto:sales.usa@tp-link.com)

This equipment has been tested and found to comply with the limits for a Class B digital device, pursuant to part 15 of the FCC Rules. These limits are designed to provide reasonable protection against harmful interference in a residential installation. This equipment generates, uses and can radiate radio frequency energy and, if not installed and used in accordance with the instructions, may cause harmful interference to radio communications. However, there is no guarantee that interference will not occur in a particular installation. If this equipment does cause harmful interference to radio or television reception, which can be determined by turning the equipment off and on, the user is encouraged to try to correct the interference by one or more of the following measures:

- Reorient or relocate the receiving antenna.
- Increase the separation between the equipment and receiver.
- Connect the equipment into an outlet on a circuit different from that to which the receiver is connected.
- Consult the dealer or an experienced radio/ TV technician for help.

This device complies with part 15 of the FCC Rules. Operation is subject to the following two conditions:

- 1) This device may not cause harmful interference.
- 2) This device must accept any interference received, including interference that may cause undesired operation.

Any changes or modifications not expressly approved by the party responsible for compliance could void the user's authority to operate the equipment.

We, **TP-Link USA Corporation**, has determined that the equipment shown as above has been shown to comply with the applicable technical standards, FCC part 15. There is no unauthorized change is made in the equipment and the equipment is properly maintained and operated.

Issue Date: 2023/11/17

## CE Mark Warning



This is a class B product. In a domestic environment, this product may cause radio interference, in which case the user may be required to take adequate measures.

TP-Link hereby declares that the device is in compliance with the essential requirements and other relevant provisions of directives 2014/30/EU, 2014/35/EU, 2009/125/EC, 2011/65/EU and (EU)2015/863.

The original EU declaration of conformity may be found at <https://www.tp-link.com/en/ce>

## UKCA Mark Warning



This is a class B product. In a domestic environment, this product may cause radio interference, in which case the user may be required to take adequate measures.

TP-Link hereby declares that the device is in compliance with the essential requirements and other relevant provisions of the Electromagnetic Compatibility Regulations 2016 and Electrical Equipment (Safety) Regulations 2016.

The original UK declaration of conformity may be found at <https://www.tp-link.com/support/ukca/>

## Canadian Compliance Statement

This device contains licence-exempt transmitter(s)/receiver(s) that comply with Innovation, Science and Economic Development Canada's licence-exempt RSS(s). Operation is subject to the following two conditions:

- (1) This device may not cause interference.

(2) This device must accept any interference, including interference that may cause undesired operation of the device.

L'émetteur/récepteur exempt de licence contenu dans le présent appareil est conforme aux CNR d'Innovation, Sciences et Développement économique Canada applicables aux appareils radio exempts de licence. L'exploitation est autorisée aux deux conditions suivantes :

- 1) L'appareil ne doit pas produire de brouillage;
- 2) L'appareil doit accepter tout brouillage radioélectrique subi, même si le brouillage est susceptible d'en compromettre le fonctionnement.

## Industry Canada Statement

CAN ICES-3 (B)/NMB-3(B)



## BSMI Notice

安全諮詢及注意事項

- 請使用原裝電源供應器或只能按照本產品注明的電源類型使用本產品。
- 清潔本產品之前請先拔掉電源線。請勿使用液體、噴霧清潔劑或濕布進行清潔。
- 注意防潮，請勿將水或其他液體潑灑到本產品上。
- 插槽與開口供通風使用，以確保本產品的操作可靠並防止過熱，請勿堵塞或覆蓋開口。
- 請勿將本產品置放於靠近熱源的地方。除非有正常的通風，否則不可放在密閉位置中。
- 不要私自拆開機殼或自行維修，如產品有故障請與原廠或代理商聯繫。

限用物質含有情況標示聲明書

單元	限用物質及其化學符號					
	鉛 Pb	鎘 Cd	汞 Hg	六價鉻 Cr <sup>+6</sup>	多溴聯苯 PBB	多溴二苯醚 PBDE
PCB	○	○	○	○	○	○
外殼	○	○	○	○	○	○
電源供應器	—	○	○	○	○	○
其他及其配件	—	○	○	○	○	○

備考1. "超出0.1 wt %" 及 "超出0.01 wt %" 系指限用物質之百分比含量超出百分比含量基準值。  
備考2. "○"系指該項限用物質之百分比含量未超出百分比含量基準值。  
備考3. "—" 系指該項限用物質為排除項目。



Продукт сертифіковано згідно с правилами системи УкрСЕПРО на відповідність вимогам нормативних документів та вимогам, що передбачені чинними законодавчими актами України.



## Safety Information

- Do not attempt to disassemble, repair, or modify the device. If you need service, please contact us.
- Keep the device away from water, fire, humidity or hot environments.

For metal-shell switch:

- Place the device with its bottom surface downward.

For switch powered by power adapter:

- Do not use damaged charger or USB cable to charge the device.
- Do not use any other chargers than those recommended.
- Adapter shall be installed near the equipment and shall be easily accessible.
- Use only power supplies which are provided by manufacturer and in the original packing of this product. If you have any questions, please don't hesitate to contact us. (For switch powered by power adapter)

For switch powered by power cord:

- Plug the product into the wall outlets with earthing connection through the power supply cord.
- The plug on the power supply cord is used as the disconnect device, the socket-outlet shall be easily accessible.
- The socket-outlet shall be installed near the equipment and shall be easily accessible.


For switch powered by USB or standard PoE:















- This equipment can be powered only by equipments that comply with Power Source Class 2 (PS2) or Limited Power Source (LPS) defined in the standard of IEC 62368-1.





Please read and follow the above safety information when operating the device. We cannot guarantee that no accidents or damage will occur due to improper use of the device. Please use this product with care and operate at your own risk.

## Explanation of the symbols on the product label

Note: The product label can be found at the bottom of the product and its I.T.E. power supply. Symbols may vary from products.

Symbol	Explanation
	Class II equipment

	Class II equipment with functional earthing
	Alternating current
	Direct current
	Polarity of d.c. power connector
	For indoor use only
	Dangerous voltage
	Caution, risk of electric shock
	Energy efficiency Marking
	Protective earth
	Earth
	Frame or chassis
	Functional earthing
	Caution, hot surface
	Caution
	Operator's manual
	Stand-by
	"ON"/"OFF" (push-push)
	Fuse

	Fuse is used in neutral N
	<p>RECYCLING</p> <p>This product bears the selective sorting symbol for Waste electrical and electronic equipment (WEEE). This means that this product must be handled pursuant to European directive 2012/19/EU in order to be recycled or dismantled to minimize its impact on the environment.</p> <p>User has the choice to give his product to a competent recycling organization or to the retailer when he buys a new electrical or electronic equipment.</p>
	Caution, avoid listening at high volume levels for long periods
	Disconnection, all power plugs
<b>m</b>	Switch of mini-gap construction
<b>μ</b>	Switch of micro-gap construction (for US version)
<b>μ</b>	Switch of micro-gap / micro-disconnection construction (for other versions except US)
<b>ε</b>	Switch without contact gap (Semiconductor switching device)

## Wall Mounting Requirements

For TL-SG1005D:

To mount the device on a wall, use 2 screws which complies with ANSI B1.1 4# standard and are more than 10 mm in length. When the screws are fixed on the wall, the distance between the screw head and the wall should be more than 4.5 mm.

For TL-SG1008D:

To mount the device on a wall, use 2 screws which complies with ANSI B1.1 4# standard and are more than 10 mm in length. When the screws are fixed on the wall, the distance between the screw head and the wall should be more than 4 mm.

For DS105G-M2/ DS105X/ DS108G-M2/ DS105GE/ DS108GE/ LS105G/ LS108G/ TL-SG105E/ TL-SG105-M2/ TL-SG105S-M2/ TL-SG108E/ TL-SG108-M2/ TL-SG108S-M2/ TL-SG605E/ TL-SG608E/ TL-SX105:

To mount the device on a wall, use 2 screws which complies with ANSI B1.1 4#, (5#), 6# standard and are more than 7.5 mm in length. When the screws are fixed on the wall, the distance between the screw head and the wall should be more than 1.5 mm.

For LS1005G/ LS1008G:

To mount the device on a wall, use 2 screws which complies with ANSI B1.1 4#, (5#), 6# standard and are more than 8.5 mm in length. When the screws are fixed on the wall, the distance between the screw head and the wall should be more than 2.5 mm.

For TL-SF1016D:

To mount the device on a wall, use 2 screws which complies with ANSI B1.1 4#, (5#), 6# standard and are more than 9 mm in length. When the screws are fixed on the wall, the distance between the screw head and the wall should be more than 3 mm.

For DS105G/ DS108G/ TL-SG105/ TL-SG105S/ TL-SG108S/ TL-SG605:

To mount the device on a wall, use 2 screws which complies with ANSI B1.1 4#, (5#), 6#, 8# standard and are more than 7.5 mm in length. When the screws are fixed on the wall, the distance between the screw head and the wall should be more than 1.5 mm.

For TL-SG108/ TL-SG608:

To mount the device on a wall, use 2 screws which complies with ANSI B1.1 4#, (5#), 6#, 8# standard and are more than 8.5 mm in length. When the screws are fixed on the wall, the distance between the screw head and the wall should be more than 1.5 mm.

For ES205G

To mount the device on a wall, use 2 screws which complies with ANSI B1.1 4# or 6# standard and are more than 11 mm in length. When the screws are fixed on the wall, the distance between the screw head and the wall should be more than 4.5 mm.